

Strength

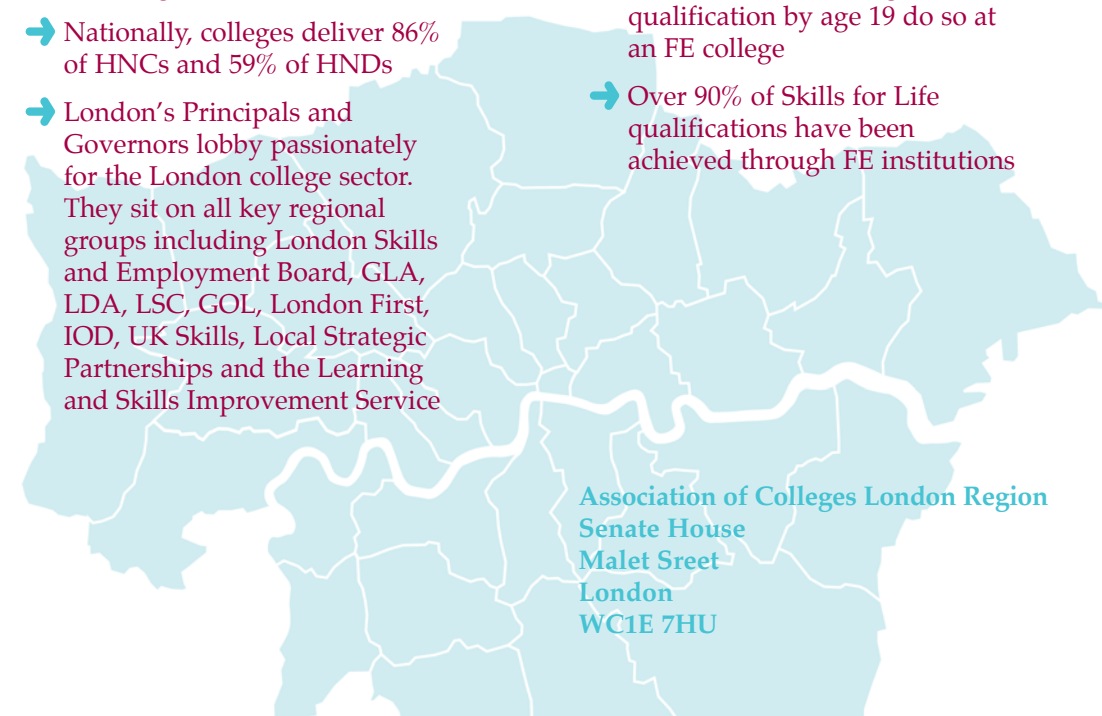
- There are 415,000 LSC funded learners on FE provision in London colleges
- 70,000 16 and 17 year olds choose to study in London colleges (compared with 57,000 in maintained schools in London)
- Colleges in England provide 48% of entrants to higher education
- 64% of colleges in London provide higher education
- More than half of all foundation degree students are taught in FE colleges
- Nationally, colleges deliver 86% of HNCs and 59% of HNDs
- London's Principals and Governors lobby passionately for the London college sector. They sit on all key regional groups including London Skills and Employment Board, GLA, LDA, LSC, GOL, London First, IOD, UK Skills, Local Strategic Partnerships and the Learning and Skills Improvement Service

Success

- 25% of colleges in London have Beacon Status
- 64% of colleges in London have Centres of Vocational Education (CoVEs)
- The success rate for 16-18 year olds in London colleges is 73% and the success rate for adults is 78%
- The average A-level point score for sixth form colleges in England is 781.6 (compared with 747.3 for school sixth forms)
- 45% of those achieving a level 3 qualification by age 19 do so at an FE college
- Over 90% of Skills for Life qualifications have been achieved through FE institutions

Skills

- 40% of vocational qualifications in London (220,000) in 2006/07 were awarded via colleges; 6% were awarded through employers
- Nine out of ten employers using FE for training say it has benefited their business
- Nearly half of employers using FE say it has specifically increased productivity and helped employee retention and 60% believe it has boosted employee motivation and job satisfaction
- The full framework completion rate for all apprenticeships was 63% in 2006/07, an increase of over 20 percentage points in two years
- 54% of colleges in London delivered Train to Gain provision in 2007/08 to more than 12,750 students, receiving £21.8 million in LSC Train to Gain contract funding

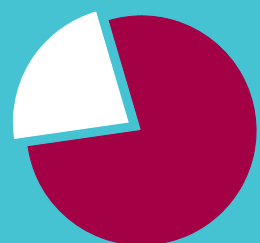


Association of Colleges London Region
 Senate House
 Malet Sreet
 London
 WC1E 7HU

Telephone: 020 7664 4846
 Fax: 020 7664 4850
 Email: mail@aocl.ac.uk
 Website: www.londoncolleges.com

London Further Education Colleges

Key Facts



Social Mobility

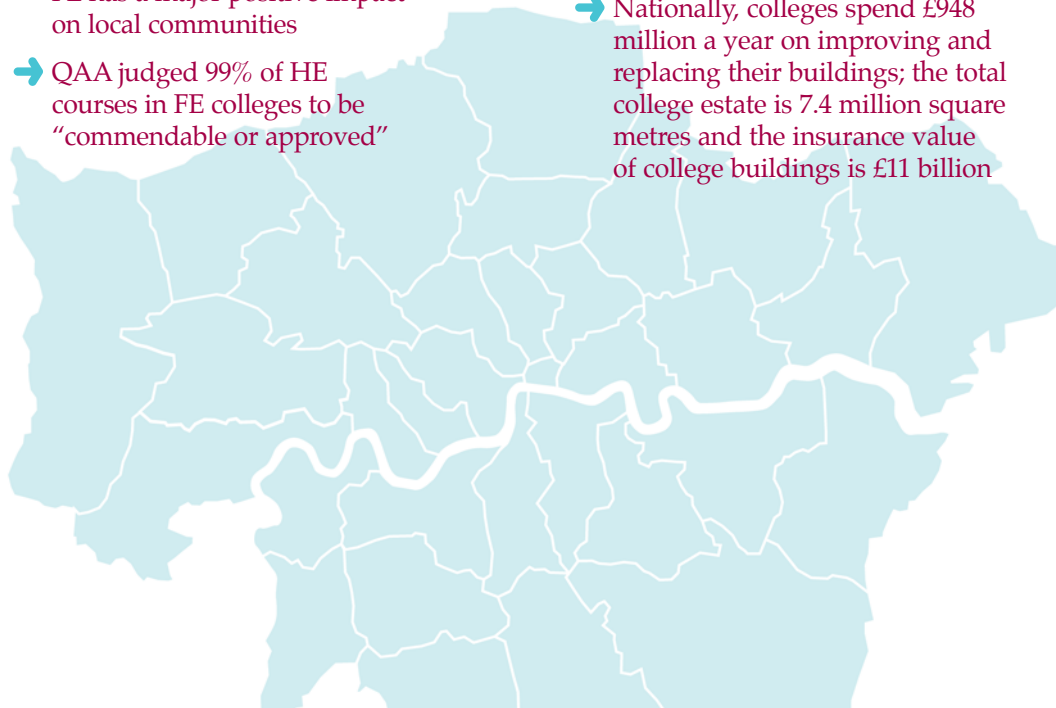
- Ethnic minority students make up 44% of learners in London colleges compared with 30% of the population of London
- 45,000 FE college students in London are aged over 60
- 56% of those in receipt of an Education Maintenance Allowance in London in 2006/07 were studying in an FE or sixth form college
- 74% of London colleges are involved in delivering the new Diplomas
- Nationally, 13% of 16 to 18 year olds in colleges are from a deprived background compared with 7% in maintained school sixth forms
- 82% of English for Speakers of Other Languages (ESOL) students are in colleges

Satisfaction/ Standards

- The quality of provision in all colleges inspected in 2006/07 was at least satisfactory; in 64% of colleges it was good or outstanding
- 100% of colleges in London inspected in 2007/08 were graded good or outstanding for overall effectiveness
- 64% of stakeholders believe that FE has a major positive impact on national economy and productivity
- 67% of stakeholders believe FE has a major positive impact on local communities
- QAA judged 99% of HE courses in FE colleges to be "commendable or approved"

Sound Investment

- The total college income in London in 2006/07 was £1.06 billion
- The average college in England spends £21 million a year; research shows that every £1 spent by a college generates another £1.90 for its local area
- London colleges employ 31,000 people; 17,000 of whom are teachers and lecturers
- Staff costs (excluding restructuring) total £691 million in London colleges, accounting for 66% of total London college spending
- Nationally, colleges spend £948 million a year on improving and replacing their buildings; the total college estate is 7.4 million square metres and the insurance value of college buildings is £11 billion



AoC London – the essential, influencing voice of London colleges

General Further Education & Tertiary Colleges (35)

Barking College
Barnet College
Bexley College
Bromley College of Further & Higher Education
Carshalton College
City & Islington College
City of Westminster College
College of North East London
College of North West London
Croydon College
Ealing, Hammersmith & West London College
Enfield College
Greenwich Community College
Hackney Community College
Hampstead Garden Suburb Institute
Harrow College
Havering College of Further & Higher Education
Kensington & Chelsea College
Kingston College
Lambeth College
Lewisham College
Merton College
Newham College of Further Education
Redbridge College
Richmond Adult & Community College
Richmond upon Thames College
Southgate College
South Thames College
Southwark College
Stanmore College
Tower Hamlets College
Uxbridge College
Waltham Forest College
Westminster Kingsway College
West Thames College

Sixth Form Colleges (12)

B6 Sixth Form College – Brooke House
Christ the King Sixth Form College
Coulson College
Havering Sixth Form College
John Ruskin College
Leyton Sixth Form College
Newham Sixth Form College
St Charles Catholic Sixth Form College
St Dominic's Sixth Form College
St Francis Xavier College
Sir George Monoux College
Woodhouse College

Specialist Designated Institutions (5)

City Lit
Hillcroft College
Mary Ward Centre
Morley College
Working Men's College

Agriculture & Horticulture (1)

Capel Manor College